

2022 Scouts in Action Month – Cooking 1








Unit Name:	Leader in Charge:	Youth Leaders:
Term: ____ Week: ____ Date ___/___/_____	Assistant Leaders:	Youth Assists:
Notes/Reminders:		Helpers:

Time	Activity Details	Youth Lead/Assist (Program Area)	Equipment (Lead responsible)
CIA	Coming-In Activity – Play Dough	Prepare Joey Scout for leading game and reflection.	Home-made or bought playdough and cookie cutters to play with
0:00	Opening		Flag Acknowledgement of Country
0:05	Active Game: The Bean Game ❖ Joeys move around a defined area and do the action for the bean as it is called: ❖ Green bean: stand up straight with arms above heads. ❖ Runner bean: run on the spot. ❖ Jumping bean: jump up and down on the spot. ❖ Broad bean: stand with arms outstretched and legs apart. ❖ Chilli bean: act as though you are shivering. ❖ Baked bean: run to the ‘tin’ a circle, person or object Option: last one to the tin is sits out two calls then returns to game.		This game has actions for lots of different types of beans. The game leader reads the story, and the Joey Scouts must do the appropriate action when they hear a bean mentioned.
0:10	Plan – Scouts in Action Month 2022 Cooking Scouts in Action Month is a time each year when we learn some more about something we do as Scouts. But it is also important that we DO something as well (Action Month). Brainstorm: What do you know about cooking and what have you done before?		Show badge
0:15	Focus Time - Bring an adult night Planning a meeting with guest adults. Ask: What do we need to do at this meeting? Play games, eat, make something, read a story.		You may wish to modify some of the responses or create your own.

Scouts in Action – Cooking 1

Time	Activity Details	Youth Lead/Assist (Program Area)	Equipment (Lead responsible)
	<p>Sorting Activity: Have pictures of foods, games and other activities (including Scouting ones – knot tying for example) that would be possible in a night with adult guests. Don't forget Opening and Closing.</p> <p>On a big piece of paper or a board, have an outline of a usual meeting. Ask the Joey Scouts, in turn, to choose an activity picture and put in on the meeting plan. Allocate Activity Leads as appropriate.</p>		
0:25	<p>Game: In the Oven, On the Pie</p> <ul style="list-style-type: none"> ✦ Joey Scouts stand in a circle or on a line. ✦ Leader uses the commands IN the oven or ON the pie. ✦ In the Oven = one jump forward ✦ On the Pie = one jump backwards ✦ On the Oven or In the Pie = freeze 		
0:45	<p>Story – Read a food/cooking/pie/Dad themed picture book.</p>		
0:50	<p>Game – Utensil Relay</p> <p>Divide the Joey Scouts into Patrols (relay teams)</p> <p>At one end of the space, the Joeys line up with a stack of utensils. At the other end of the space is the washing up bowl. (Empty or full, up to you)</p> <p>On 'Go' the Joey Scout takes a utensil and goes to the washing up bowl. They 'wash up' the utensil (or just put it in the empty bowl) and return to their team to tag the next player. This game can be played for speed or accuracy, with the drying up being judged.</p>		<p>Cooking utensils and washing up bowls (hopefully Scout Section can lend some) Same numbers for each team. Nothing too sharp.</p> <p>Tea- towels</p>
0:55	<p>Closing</p> <p>Support a Joey Scout to lead the reflection as part of the Closing.</p>	Joey Scout-led reflection	

Scouts in Action – Cooking 1

REVIEW: Notes on attendance, achievements, feedback/improvements, follow-ups for next week, SIA ideas, suggestions for Unit Council	
CHALLENGE AREAS: (Cover all of the program; part of Lead, Assist, Participate)	CORE OUTDOOR ADVENTURE SKILLS:
<div style="display: flex; justify-content: space-around; align-items: center;"> <div style="text-align: center;">  COMMUNITY </div> <div style="text-align: center;">  CREATIVE </div> <div style="text-align: center;">  OUTDOORS </div> <div style="text-align: center;">  PERSONAL GROWTH </div> </div>	<div style="display: flex; justify-content: space-around; align-items: center;"> <div style="text-align: center;">  </div> <div style="text-align: center;">  </div> <div style="text-align: center;">  </div> </div>